



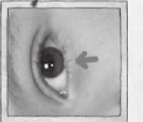





Workbook
Answer Key

Body Parts
Phoneme Counting

Sounds and Fun

Look at the pictures and mark ✓ how many sounds are in each word.

Practice the Sounds





	<input type="checkbox"/>	<input type="checkbox"/>	<input type="checkbox"/>	<input type="checkbox"/>	<input checked="" type="checkbox"/>
	<input checked="" type="checkbox"/>	<input type="checkbox"/>	<input type="checkbox"/>	<input type="checkbox"/>	<input type="checkbox"/>
	<input checked="" type="checkbox"/>	<input checked="" type="checkbox"/>	<input checked="" type="checkbox"/>	<input checked="" type="checkbox"/>	<input checked="" type="checkbox"/>
	<input checked="" type="checkbox"/>	<input checked="" type="checkbox"/>	<input checked="" type="checkbox"/>	<input checked="" type="checkbox"/>	<input checked="" type="checkbox"/>
	<input checked="" type="checkbox"/>	<input checked="" type="checkbox"/>	<input checked="" type="checkbox"/>	<input checked="" type="checkbox"/>	<input checked="" type="checkbox"/>
	<input checked="" type="checkbox"/>	<input checked="" type="checkbox"/>	<input checked="" type="checkbox"/>	<input checked="" type="checkbox"/>	<input checked="" type="checkbox"/>

Body Parts 1

Fluency

Enjoy the Poem:

Look at the characters below. Then attach the stickers on the pictures or the empty boxes to complete each sentence.







	I have two eyes	.
	I have a mouth	.
	I have eight legs	.
	I have a nose	.

4 PHONEMES

Word Study

Study the Words

Look at the picture stickers and say their names. Put them in alphabetical order.







2 PHONEMES

Breakfast
Phoneme Counting

Sounds and Fun

Can you count how many sounds are in each food name? Mark ✓ how many sounds are in each word.

Practice the Sounds

	<input type="checkbox"/>	<input checked="" type="checkbox"/>	<input checked="" type="checkbox"/>	<input checked="" type="checkbox"/>	<input checked="" type="checkbox"/>
	<input checked="" type="checkbox"/>	<input checked="" type="checkbox"/>	<input checked="" type="checkbox"/>	<input checked="" type="checkbox"/>	<input checked="" type="checkbox"/>
	<input checked="" type="checkbox"/>	<input checked="" type="checkbox"/>	<input checked="" type="checkbox"/>	<input checked="" type="checkbox"/>	<input checked="" type="checkbox"/>
	<input checked="" type="checkbox"/>	<input checked="" type="checkbox"/>	<input checked="" type="checkbox"/>	<input checked="" type="checkbox"/>	<input checked="" type="checkbox"/>
	<input checked="" type="checkbox"/>	<input checked="" type="checkbox"/>	<input checked="" type="checkbox"/>	<input checked="" type="checkbox"/>	<input checked="" type="checkbox"/>
	<input checked="" type="checkbox"/>	<input checked="" type="checkbox"/>	<input checked="" type="checkbox"/>	<input checked="" type="checkbox"/>	<input checked="" type="checkbox"/>

Breakfast 5

Word Study

Study the Words: Read the questions below and find each food name. Then put the picture stickers in the right boxes.

What food rhymes with  ?  →








What food begins with the same beginning sound in  ?  →

What food has the same ending sound as both pictures below?  

6 PAPERGLUES

Word Study

Study the Words: Let's put the clothes stickers into the weather chart.

Weather	Clothes
	 
	  

10 PAPERGLUES



Clothes Workbook pp.9~12

Clothes

Phoneme Deletion

Sounds and Fun

Practice the Sounds: Look at the pictures below and say them without each beginning sound. Attach the stickers that have the same beginning sounds.

			
↑	↑	↑	↑
			

9 CLOTHES

Fluency

Enjoy the Poem!

A. Say the sentences in the conversation. Write the proper punctuation mark in each box.

What are you wearing ?

I am wearing a sweater .

B. Attach the word stickers to make a question and an answer.

What are you wearing ?

I am wearing a sweater .





12 PAPERGLUES

Farm Animals
Phoneme Deletion

Sounds and Fun

Look at the pictures below. Delete the beginning sound and count the phonemes. Mark ✓ how many sounds are in each word.









Practice the Sounds

	✓	✓	✓	✓	✓
	✓	✓	✓	✓	✓
	✓	✓	✓	✓	✓
	✓	✓	✓	✓	✓

Farm Animals 13

Learn about the Poem

Can you draw a line to match the farm animals and their products?

Connections: Cow to Milk, Sheep to Wool, Chicken to Eggs, Pig to Chicken.








Comprehension

Farm Animals 15

Word Study

Study the Words

Sort the animal stickers and put them in the right places.

Animals with Two Feet					
Animals with Four Feet					

14

Fluency

Enjoy the Poem

Look at the farm. The farmer says what the farm has. Put the right sentence stickers in the right places.

	
There are pigs on my farm.	There are hens on my farm.
	
There are sheep on my farm.	There are cows on my farm.

16

Sports Workbook pp.17-20

Comprehension

When you play sports, you need some equipment and special places. Put the stickers in the right places.

Learn about the Poem

Sports **Things We Need** **Places**

Sports 17

Phoneme Addition

Practice the Sounds

Say **Add** **Blend**

Sounds and Fun

Say the picture names in the first boxes. Add the beginning sounds from the second boxes and make new words. Then attach the right stickers.

Places 21

Places Workbook pp.21-24

Word Study

Study the Words

Look at the pictures below and draw lines to make new words. Make compound words and attach the right stickers.

Draw a Line

New words

18 ANSWERS

Phoneme Addition

Practice the Sounds

Say **Add** **Blend**

Sounds and Fun

Say the picture names in the first boxes. Add the beginning sounds from the second boxes and make new words. Then attach the right stickers.

Places 21

Sounds and Fun

Furniture

Phoneme Substitution

Practice the Sounds
Say the first pictures and then take the beginning sounds out. Replace them with the new beginning sounds from the second pictures. And then make new words.

Take the Beginning Sound Out!	Replace them with Other Sounds!	Make New Words!	

Furniture 25

Word Study

Study the Words

Match the words that are related to each other.

26

Word Study

Study the Words

Sort the stickers and put them into the proper groups.

Food	Book
Exercise	

27

Comprehension

Learn about the Poem

What places are in a town? What can we see and what can we do there? Attach the right stickers.

Places	What We See	What We Do

Places 28

Traffic
Phoneme Manipulation

Sounds and Fun

Say the pictures below. Read the directions and attach the proper stickers.

Practice the Sounds

		Change n into s.	
		Add a t to the beginning.	
		Change d into tr.	
		Change o into i.	

Traffic 29

Fluency

Enjoy the Poem!
Attach the vehicle stickers and complete the conversation.
Then say the conversation with your partners.

How do you go there?

Vehicle

How do you go there?
Draw a vehicle.

32

Word Study

Study the Words

Say the names of the vehicle stickers and put them in the right boxes.

- It rhymes with
- It rhymes with
- It has the same pattern as in
- It has the same pattern as in

33

Actions
Phoneme Reversal

Sounds and Fun

Practice the Sounds

Let's solve the riddles below and then put the stickers in the right place.

What rhymes with and begins like ?

Say backwards.

Say backwards.

Cheep!

Actions 33

Word Study

Use the familiar part and make new word forms. Look at the chart below and attach the right stickers.

Action Words	Pattern	New Words
	ing	singing
	ing	reading
	ing	running
	ing	eating

34 PHONEMES

Music


Sounds and Fun

Phoneme Reversal

Practice the Sounds

A. We've learned many instruments. Say their names.

B. Let's find the familiar patterns and match them with the pictures that have the same part.











Music 37

Comprehension

Learn about the Poem

Look at the pictures below. Match them to make phrases.

Actions 35

Word Study

Study the Words

Let's sort the instrument stickers and put them into the proper groups.

Things to Pull Strings				
Things to Blow				
Things to Hit the Keyboard				
Things to Use a Stick on				

38 PHONEMES